

## U1-34HE 12Volt 34Ah

### Specifications

Nominal Voltage(V) 12V

#### Nominal Capacity

20 hour rate	(1.7A	to	10.50V)	34Ah
10 hour rate	(3.23A	to	10.50V)	32.3Ah
5 hour rate	(5.78A	to	10.20V)	28.9Ah
1 hour rate	(20.4A	to	9.60V)	20.4Ah
1 C	(34A	to	9.60V)	21.53Ah
3 C	(102A	to	9.60V)	13.6Ah

Weight Approx. 11.0kg(24.2Lbs.)

Internal Resistance (at 1KHz) Approx. 9 mΩ

#### Maximum Discharge Current for

5 seconds: 602A

#### Charging Methods at 25°C (77°F)

##### Cycle use:

Charging Voltage 14.4 to 15.0V

Coefficient -5.0mV/°C/cell

Maximum Charging Current : 10.2A

##### Standby use:

Float Charging Voltage 13.50 to 13.80V

Coefficient -3.0mV/°C/cell

#### Operating Temperature Range

Charge -15°C (5°F) to 40°C (104°F)

Discharge -15°C (5°F) to 50°C (122°F)

Storage -15°C (5°F) to 40°C (104°F)

#### Charge Retention (shelf life) at 20°C (68°F)

1 month	98%
3 month	94%
6 month	85%

Case Material ABS

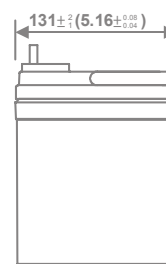
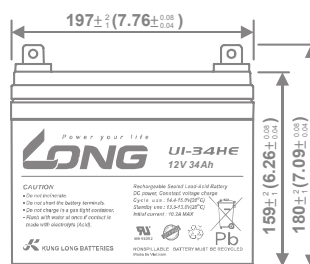
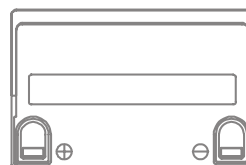
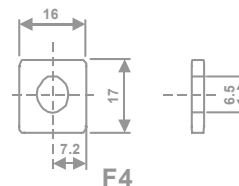
(Option: UL94 HB & UL94 V-0 flame retardant )

Terminal F4

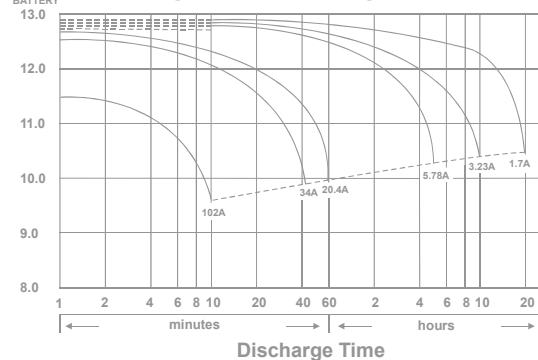


### Dimensions

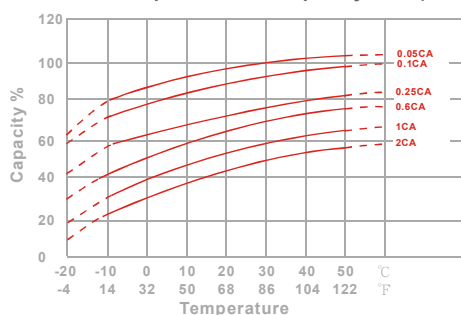
mm(inch)



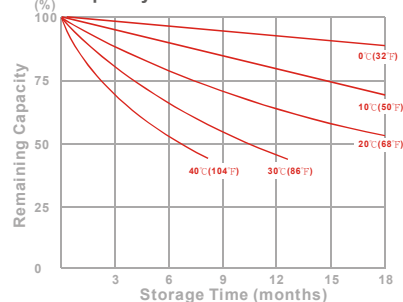
(V) FOR 12V BATTERY Discharge Time VS. Discharge Current (25°C)



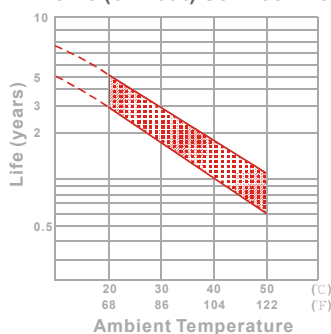
Effect of Temperature on Capacity 25°C(77°F)



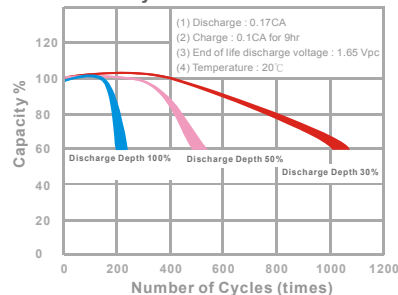
Capacity Retention Characteristic



Trickle (or float) Service Life



Cycle Service Life



## - PERFORMANCE DATA

### Discharge Rates in Watts to Various End Voltages at 25°C(77°F)

End Voltage		11.10V	10.80V	10.50V	10.20V	9.90V	9.60V
Time							
5	min	1080	1302	1453	1550	1610	1645
10	min	693	836	933	995	1033	1056
15	min	548	648	714	757	783	799
30	min	291	344	380	403	416	425
60	min	214	219	227	232	235	237
120	min	113	116	119	122	124	125
180	min	90.1	92.2	95.2	97.3	98.8	99.7
240	min	72.4	74.1	76.5	78.2	79.4	80.1
300	min	61.5	62.9	65.0	66.4	67.5	68.1
600	min	36.3	37.2	38.4	39.2	39.9	40.2
1200	min	19.1	19.5	20.2	20.6	20.9	21.1

### - Discharge Rates in Amperes to Various End Voltages at 25°C(77°F)

End Voltage		11.10V	10.80V	10.50V	10.20V	9.90V	9.60V
Time							
5	min	96.4	116	130	138	144	147
10	min	60.2	72.7	81.1	86.5	89.8	91.8
15	min	46.6	55.1	60.8	64.4	66.7	68.0
30	min	24.5	28.9	31.9	33.8	35.0	35.7
60	min	17.9	18.4	19.0	19.4	19.7	19.9
120	min	9.42	9.64	9.95	10.2	10.3	10.4
180	min	7.48	7.65	7.90	8.08	8.20	8.28
240	min	5.98	6.12	6.32	6.46	6.56	6.62
300	min	5.08	5.20	5.37	5.49	5.58	5.63
600	min	2.99	3.06	3.16	3.23	3.28	3.31
1200	min	1.57	1.61	1.66	1.70	1.72	1.74

All data on the spec. sheet is an average value:

The tolerance range :  $X < 6\text{min}$  (+15%~-15%),  $6\text{min} \leq X < 10\text{min}$  (+12%~-12%),  $10\text{min} \leq X < 60\text{min}$  (+8%~-8%),  $X \geq 60\text{min}$  (+5%~-5%)

291211-1A