



Yuasa Technical Data Sheet

Yuasa 625SHD - Cargo Super Heavy Duty Batteries (SHD)

Performance

Voltage	12V
Capacity (20-hour)	220Ah
Cold Cranking Amps (EN1)	1150A

Dimensions

Length	513mm
Width	272mm
Height	242mm

Weights & Measures

Mean Weight with Acid	57.2kg
Dry Weight	-
Acid Volume	15.8 litres

Container Features

Case Type	DIN C
Cell Layout	3
Hold Down	N
State of Charge Indicator	-
Handles	✓
End Venting	-
Semi-Traction Features	-
Lid Type	Raised Plug



For Illustration Purposes Only

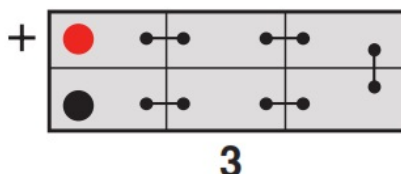
Technology

Flame Arrestor	✓
Technology	Sb/Ca
Separator	PE
VDA Roll Over Test	-
Vibration	V2 (30Hz/6g/2hr)
Recommended Charge Rate	12A

Battery Hold-down



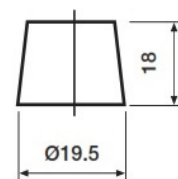
Cell Assembly Layout



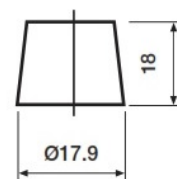
Terminal Type

T1

Standard DIN Post



Positive Terminal



Negative Terminal

Data Sheet generated on 02/02/2016 – E&OE