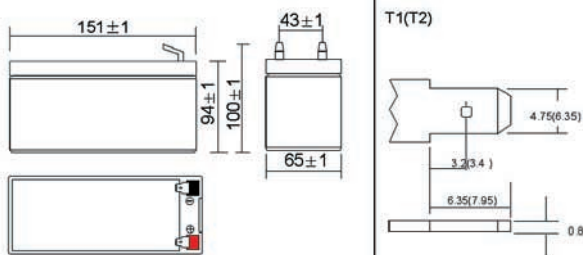


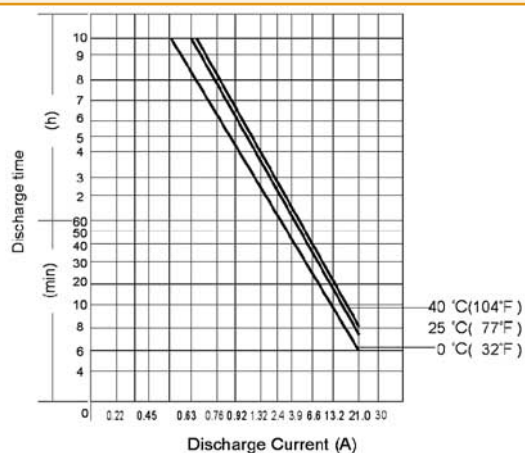


Dimensions (mm)

Standard Terminal (mm)



Discharging Current & Discharge Duration Time



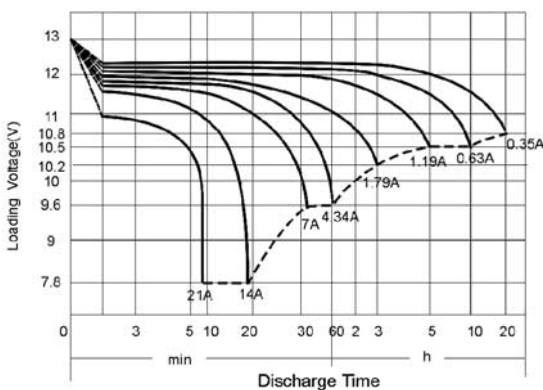
Physical Specification

Nominal Voltage		12V
Nominal Capacity (20HR)		7.0AH
Dimension	Length	151 ± 1 mm (5.95 inches)
	Width	65 ± 1 mm (2.56 inches)
	Container Height	94 ± 1 mm (3.70 inches)
	Total Height (with Terminal)	100 ± 1 mm (3.94 inches)
Weight		Approx 2.54kg (5.6lbs)
Standard Terminal		T1 or T2(standard)

Electrical Specification

Rated Capacity	20 hour rate (350mA)	7.0AH	Constant Voltage	Cycle	Initial Charging Current less than 2.1A. Voltage 14.4V~15.0V at 25°C (77°F) Temp. Coefficient -30mV/°C
	10 hour rate (630mA)	6.3AH			
	5 hour rate (1.19 A)	5.5AH			
	1 hour rate (4.34A)	4.34AH			
	15minute rate (13.72A)	3.43AH			
Capacity affected by Temperature	40°C (104°F)	103%	Charge	Standby	No limit on initial Charging Current Voltage 13.5V~13.8V at 25°C(77°F) Temp. Coefficient -20mV/°C
	25°C (77°F)	100%			
	0°C (32°F)	86%			

Discharge Characteristics (25°, 77°F)



Constant Current (Amp) and Constant Power (Watt) Discharge Table (25°, 77°F)

Time(minute) Final voltage/Cell	5	10	15	20	30	45	60	120	180	300	600	1200
Amp/Watt/Cell	1.3	1.3	1.3	1.3	1.6	1.6	1.67	1.7	1.75	1.75	1.75	1.8
A	28.00	19.95	13.72	11.20	8.05	5.60	4.34	2.45	1.79	1.19	0.63	0.35
W	50.12	37.52	26.11	21.91	15.82	11.13	8.61	4.87	3.55	2.38	1.26	0.70